

ORDER SHEET

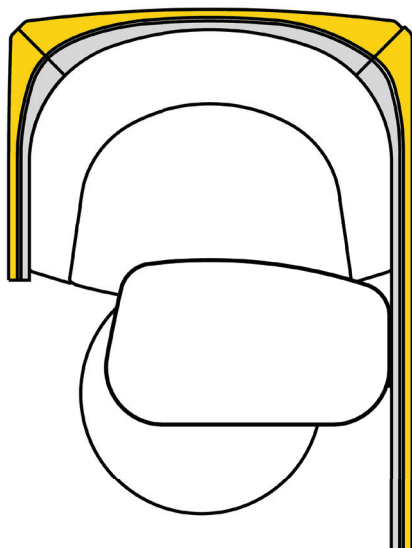
PLN GROUP

This sheet is to be printed, scanned and attached to the relevant PO for PLN Group

CLIENT/PROJECT NAME: _____

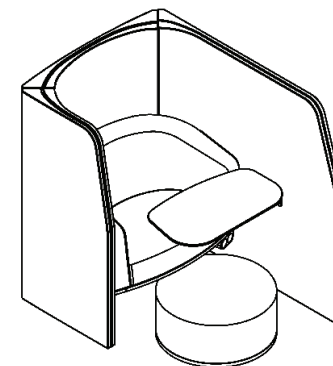
Please fill in the below information specification i.e. fabric orientation, power/data options etc.
Only fully detailed sheets, signed and dated will be accepted by PLN Group.

KEYSTONE PERSONAL LOUNGE - SINGLE



QUANTITY

Specify the quantity of units: _____



FABRIC:

● Fabric Screen outside (name, colour and code): _____

● Fabric Screen inside (name, colour and code): _____

Fabric Screen piping (Fabric to match outside unless specified otherwise): _____

Fabric Seat Back (name, colour and code): _____

Fabric Seat Base (name, colour and code): _____

Fabric Ottoman (name, colour and code): _____

TABLE:

Specify Table-top finish (Base trim on seat & ottoman to match): _____

POWER:

Specify Elsafe 2-GPO power unit (Yes or No): _____

Specify country for power sockets: _____

NAME: _____ SIGNATURE: _____ DATE: _____

ORDER SHEET

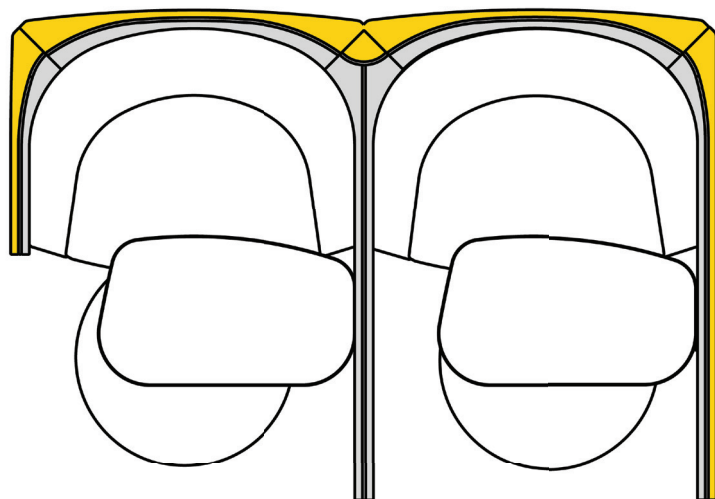
PLN GROUP

This sheet is to be printed, scanned and attached to the relevant PO for PLN Group

CLIENT/PROJECT NAME: _____

Please fill in the below information specification i.e. fabric orientation, power/data options etc.
Only fully detailed sheets, signed and dated will be accepted by PLN Group.

KEYSTONE PERSONAL LOUNGE - SIDE BY SIDE



QUANTITY

Specify the quantity of units: _____

FABRIC:

● Fabric Screen outside (name, colour and code): _____

● Fabric Screen inside (name, colour and code): _____

Fabric Screen piping (Fabric to match outside unless specified otherwise): _____

Fabric Seat Back (name, colour and code): _____

Fabric Seat Base (name, colour and code): _____

Fabric Ottoman (name, colour and code): _____

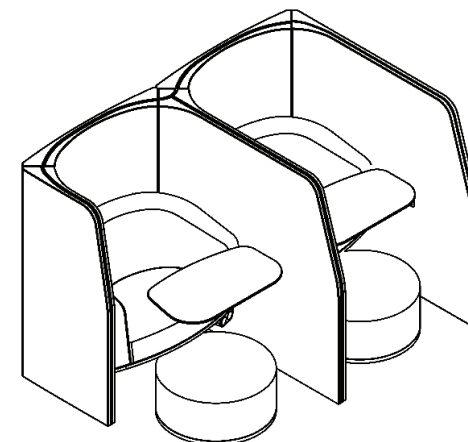
TABLE:

Specify Table-top finish (Base trim on seat & ottoman to match): _____

POWER:

Specify Elsafe 2-GPO power unit (Yes or No): _____

Specify country for power sockets: _____



NAME: _____ SIGNATURE: _____ DATE: _____

ORDER SHEET


PLN GROUP

This sheet is to be printed, scanned and attached to the relevant PO for PLN Group

CLIENT/PROJECT NAME: _____

Please fill in the below information specification i.e. fabric orientation, power/data options etc.
Only fully detailed sheets, signed and dated will be accepted by PLN Group.

KEYSTONE PERSONAL LOUNGE - SWITCH



QUANTITY

Specify the quantity of units: _____

FABRIC:

● Fabric Screen outside (name, colour and code): _____

● Fabric Screen inside (name, colour and code): _____

Fabric Screen piping (Fabric to match outside unless specified otherwise): _____

Fabric Seat Back (name, colour and code): _____

Fabric Seat Base (name, colour and code): _____

Fabric Ottoman (name, colour and code): _____

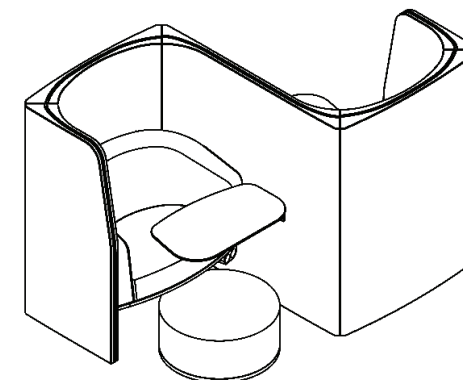
TABLE:

Specify Table-top finish (Base trim on seat & ottoman to match): _____

POWER:

Specify Elsafe 2-GPO power unit (Yes or No): _____

Specify country for power sockets: _____



NAME: _____ SIGNATURE: _____ DATE: _____